

2024 DESIGN GUIDE

CLASSIC® — COLLECTION —



MERRILLAT CABINETRY

YOUR KITCHEN RENOVATION



MERILLAT CABINETRY

Your dream kitchen is closer than you think.

As the natural gathering space for you and your family, your kitchen should be a place that always feels like home. The Merillat Classic® line is full of stylish design options, beautiful finishes, and smart storage solutions that will make your goals a reality. Our simple four-step process makes getting there easier than you think.



DREAM

When first looking for a new kitchen or bath, anything's possible. Our designers can help you combine design needs with style desires to capture your dream.



DESIGN

Once you've achieved a vision, it's time to start making it a reality. We'll show you how you can transform your tastes from concept to creation.



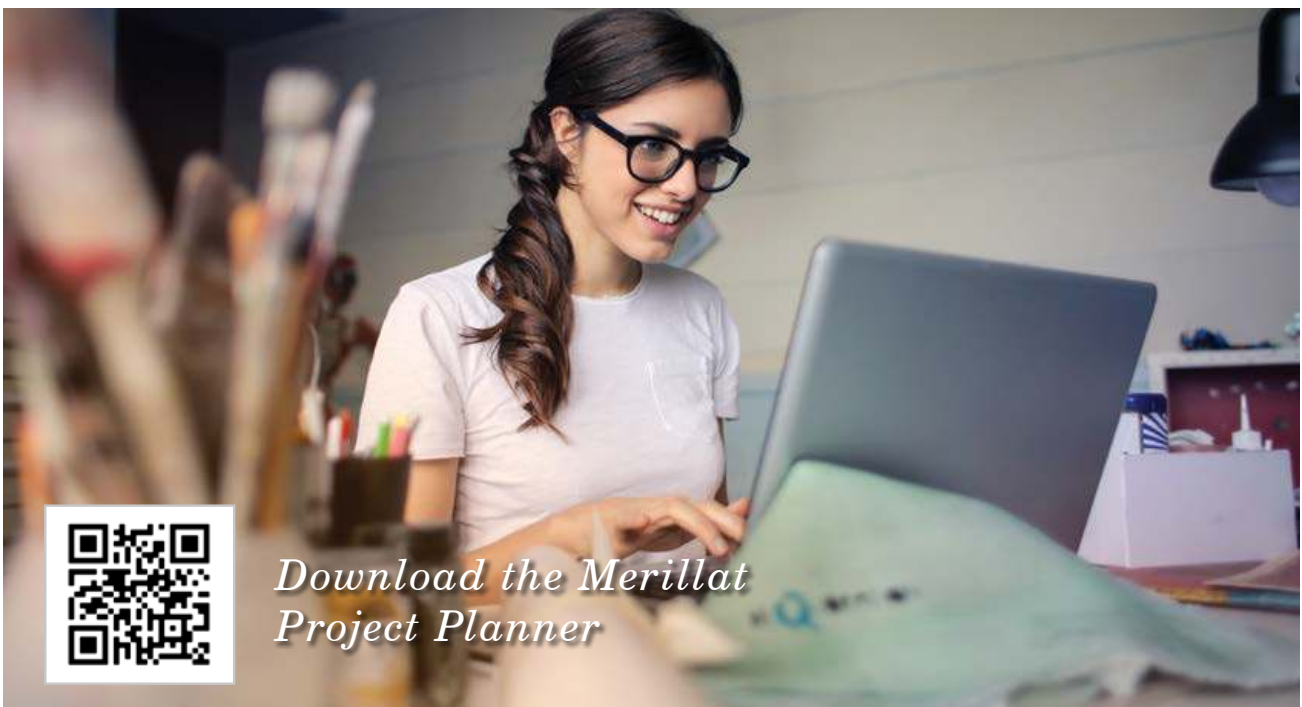
DECIDE

Which wood species? Door style? Colors? Accessories? There are no wrong answers. Make your selections and see your design come together at Merillat.com.



DELIVER

Once you've made your selections, your designer and the Merillat® cabinetry team will continue to assist you from preparation to delivery, and installation to support.



*Download the Merillat
Project Planner*



Tolani Painted Graphite and Mist with
Oak Natural Island



Step 1:

DREAM

Imagine the possibilities, gather inspiration, and form your vision.

“ The kitchen is the hardest working room in your home, make it a space you want to be in. Choose your favorite things, don't be afraid to use color, mix and match materials, show your personality—make it your own! – *Gail Henning, Designer, Merillat® Cabinetry* ”



Glenrock Maple Boardwalk with Painted Nightfall Island

Inspiration. Everywhere.


DREAM—there are no rules. Look everywhere. Take pictures. Tear out magazine pages. Browse online. Then collect your ideas in a way you can share with your designer.



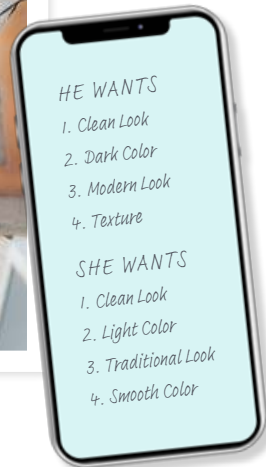


Step 2: DESIGN

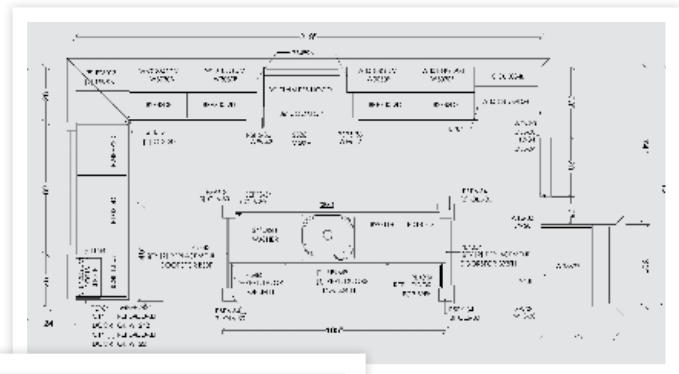
Bring your dream to life.




See how Merillat® Designer Tracy Johnson worked with a couple to fulfill their vision.



“We started with their checklist. What she wanted vs. what he wanted. We found commonalities and contrasts. And in the end, we found a beautiful solution.”
– Tracy Johnson, Designer, Merillat® Cabinetry



“After getting to know their wants, I put it together in a drawing. It starts with a floor plan and evolves into a 3D model they could both react to.”






Step 3: DECIDE

Pinpoint your preferences, and make the space your own.


Premium Finishes




Painted Cotton




**Painted Cotton w/
Tuscan Highlight**



Painted Chiffon



**Painted Chiffon w/
Desert Highlight**



**Painted Chiffon w/
Tuscan Highlight**



Painted Mist




**Painted Mist w/
Desert Highlight**




**Painted Mist w/
Tuscan Highlight**




Painted Bluff



Painted Shale



**Painted Shale w/
Desert Highlight**



Painted Graphite



**Painted Graphite w/
Desert Highlight**



**Painted Graphite w/
Tuscan Highlight**



Painted Nightfall

Standard Finishes



Natural
Hickory | Maple | Oak




Boardwalk
Maple



Steel Grey
Maple



Sable
Maple | Oak



Pecan
Cherry | Maple | Oak




Basalt
Maple



Kona
Maple | Oak



Dusk
Maple



White
Laminate



Grey
Laminate



DOOR STYLES

The right door style can take your project to the next level.



Tolani
5-Piece Drawer Front



Tolani
Slab Drawer Front



Fox Harbor
5-Piece Drawer Front



Fox Harbor
Slab Drawer Front



Portrait
5-Piece Drawer Front



Portrait
Slab Drawer Front



Glenrock
5-Piece Drawer Front



Glenrock
Slab Drawer Front



Fusion
Slab Drawer Front



Seneca Ridge
Slab Drawer Front



Rowan
5-Piece Drawer Front



Rowan
Slab Drawer Front



Brimley
5-Piece Drawer Front



Brimley
Slab Drawer Front



Ralston
5-Piece Drawer Front



Ralston
Slab Drawer Front



Marlin
5-Piece Drawer Front



Marlin
Slab Drawer Front



Spring Valley
Slab Drawer Front



Glen Arbor
Slab Drawer Front



Vance
5-Piece Drawer Front



Vance
Slab Drawer Front



Ready to see more?

Visit our digital brochure to learn more about our door styles and finishes. Plus view more photos!

EXTRAS

Are you sure you don't want a pullout wastebasket? What about a cutlery divider? Avoid design regret and accessorize your kitchen. For additional solutions that simplify your life, visit Merillat.com.

“ What's hidden behind all those doors and drawers? A lot. Here, we show you the power of great storage in your home. – *Chris Saylor, Product Manager, Merillat® Cabinetry* ”



Base Swing-Out Shelves



Single Roll-Out Tray



Tray Divider Roll-Out



Base Pull-Out



Base Wastebasket



Deluxe Roll-Out Trays



Message Center



Drawer Organizer



Base Corner Revolving



Step 4: DELIVER

Prepare for arrival, get ready for install, and enjoy your new space.

Your vision. Ordered.

- Receive a final design packet or order confirmation from your designer.
- Have you ordered your new countertops? Appliances? Lighting? Backsplash? Flooring? Confirm you have everything you need for your project to go smoothly.



Your cabinets. Arrived.

- Prepare your home for construction—it's almost time!
- Schedule a delivery time with your dealer.
- Make sure you have cleaned out your old cabinets, cleared a path for your new cabinets to arrive and selected a place to store your cabinets prior to installation.
- You will soon have installers and other tradesman working in your home. Make sure your little ones (kids or pets) have a safe place to play.



Your kitchen. Installed.

- Depending on the complexity of your design, it may take a few days or longer to get your cabinets out of the boxes and onto your walls.
- When will they begin? What should you expect? Be sure to gain a full understanding of the process with your professional installer.
- Where will you eat? How will you wash dishes? Will you put your refrigerator in another room or the garage? Prepare to be without your kitchen or bathroom during installation.



*Enjoy your new space—
it's time to celebrate!*



MERILLAT CABINETS

MERILLAT.COM

Actual colors may vary slightly due to printing limitations.
© 2023 Cabinetworks Group Michigan, LLC. Printed in the USA.
12/23 MC-CONS24



Portrait Maple Steel Grey
with Painted Cotton Island